

ELDORA

HIGH EFFICIENCY SOLAR PV MODULES


vikramsolar
CREATING CLIMATE FOR CHANGE

ELDORA VSP.60.AAA.05 | POLYCRYSTALLINE SOLAR PV MODULES | 60 CELLS | 255-280 WATT

ELDORA ULTIMA

SILVER 1500V SERIES



60 cells
POLYCRYSTALLINE

upto 17.2%
EFFICIENCY

255-280 W
RANGE



HIGHER OUTPUT OF MODULE POWER
by reducing cell to module power loss



MAXIMUM SYSTEM VOLTAGE INCREASED TO 1500VDC (IEC & UL),
increased string length, low BOS cost



Up to +2.5 Wp **POSITIVE POWER OUTPUT TOLERANCE GUARANTEED**
ensuring better ROI



Extremely **RELIABLE PRODUCT**
suited all environment conditions



Engineered to provide **EXCELLENT LOW LIGHT RESPONSE**



Extremely **NARROW POWER** binning tolerance to reduce current mismatch loss in single string



QUALITY AND SAFETY

- ◆ 27 years of linear power output warranty **
- ◆ Rigorous quality control meeting the highest international standards
- ◆ 100% EL tested to ensure micro crack free modules
- ◆ Certified for PID resistance*
- ◆ Certified for salt mist corrosion resistance – severity VI*

- ◆ Certified for ammonia resistance
- ◆ 3rd Party PAN file validated*
- ◆ Approved by OST energy*

APPLICATIONS

- ◆ On-grid large scale utility systems
- ◆ On-grid rooftop residential and commercial systems
- ◆ Off-grid residential systems

TECHNICAL DATA

ELDORA ULTIMA SILVER 1500V SERIES

THIS DATASHEET IS APPLICABLE FOR: ELDORA VSP.60.AAA.05 (AAA=255-280)

Electrical Data¹ All data refers to STC (AM 1.5, 1000 W/m², 25°C)

Peak Power P _{max} (Wp)	255	257.5	260	262.5	265	267.5	270	272.5	275	277.5	280
Maximum Voltage V _{mpp} (V)	30.6	30.7	30.8	30.9	30.9	31.0	31.0	31.1	31.2	31.2	31.3
Maximum Current I _{mp} (A)	8.33	8.38	8.43	8.50	8.57	8.62	8.70	8.76	8.82	8.89	8.94
Open Circuit Voltage V _{oc} (V)	37.6	37.8	37.9	38.0	38.1	38.2	38.3	38.4	38.5	38.6	38.7
Short Circuit Current I _{sc} (A)	8.84	8.88	8.93	8.98	9.03	9.09	9.12	9.18	9.23	9.28	9.32
Module Efficiency η(%)	15.7	15.8	16.0	16.1	16.3	16.4	16.6	16.7	16.9	17.1	17.2

1) STC: 1000 W/m² irradiance, 25°C cell temperature, AM1.5g spectrum according to EN 60904-3. Average relative efficiency reduction of 5% at 200 W/m² according to EN 60904-1.

Electrical Parameters at NOCT²

Power (W)	188.9	191.6	192.8	193.5	194.7	196.0	197.8	199.1	200.7	201.8	203.2
V@P _{max} (V)	27.7	27.8	27.8	27.9	27.9	28.0	28.0	28.0	28.1	28.1	28.2
I@P _{max} (A)	6.82	6.87	6.93	6.96	6.98	7.02	7.06	7.11	7.15	7.18	7.22
V _{oc} (V)	35.3	35.4	35.4	35.4	35.5	35.5	35.6	35.6	35.7	35.7	35.8
I _{sc} (A)	7.16	7.20	7.24	7.31	7.37	7.43	7.49	7.56	7.62	7.67	7.73

2) NOCT irradiance 800 W/m², ambient temperature 20°C, wind speed 1 m/sec

Temperature Coefficients (Tc) permissible operating conditions

Tc of Open Circuit Voltage (β)	- 0.31%/°C
Tc of Short Circuit Current (α)	0.058%/°C
Tc of Power (γ)	-0.41%/°C
Maximum System Voltage	1500 V
NOCT	45°C±2°C
Temperature Range	-40°C to + 85°C

Mechanical Data

Length × Width × Height	1640 × 992 × 40 mm (64.57 × 39.06 × 1.57 inches)
Weight	18.50 kg (40.79 lbs)
Junction Box	IP67, 3 Bypass diodes
Cable & Connectors	1200 mm (47.24 inches) length cables, MC4 Compatible/MC4 Connectors
Application Class	Class A (Safety class II)
Superstrate	3.2 mm (0.13 inches) high transmission low iron tempered glass, AR coated
Cells	60 Polycrystalline solar cells
Cell Encapsulant	EVA (Ethylene Vinyl Acetate)
Back Sheet	Composite film
Frame	Anodized aluminium frame with twin wall profile
Mechanical Load Test	5400 Pa
Maximum Series Fuse Rating	15 A

Warranty and Certifications

Product Warranty**	12 years
Performance Warranty**	Linear Power Warranty for 27 years with 2.5% for 1st year degradation and 0.67% from year 2 to year 27
Approvals and Certificates	IEC 61215 Ed2, IEC 61730, IEC 61701*, IEC 62716, UL1703, CE*, MCS*, CEC*, PV Cycle*, IEC 62804*, CAN/CSA 61730, JET*

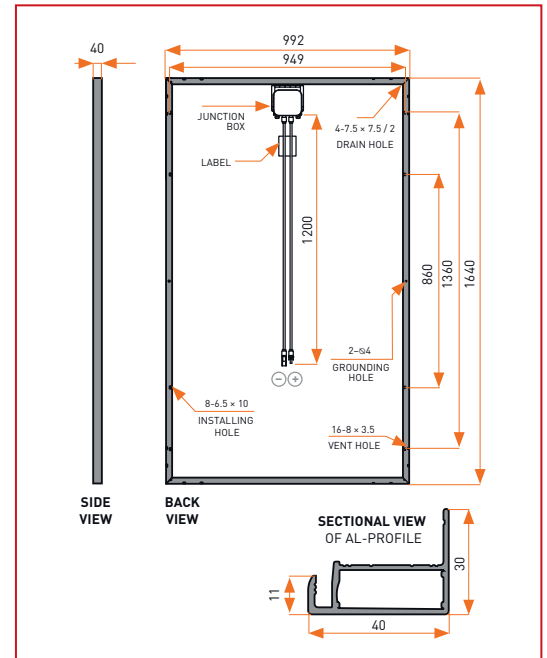
* All (*) certifications under progress.

** Refer to Vikram Solar's warranty document for terms and conditions.

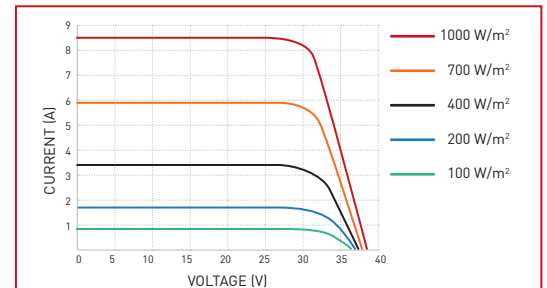
CAUTION: READ SAFETY AND INSTALLATION MANUAL BEFORE USING THE PRODUCT.

Specifications included in this datasheet are subject to change without notice. Electrical data without guarantee. Please confirm your exact requirement with the company representative while placing your order.

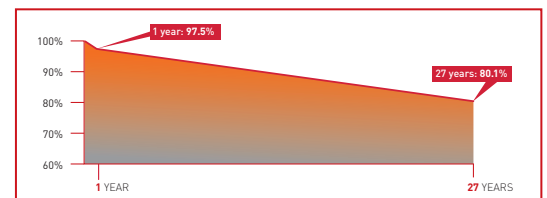
Dimensions in mm



Typical I-V Curves



Performance Warranty



Packaging Information

Quantity/Pallet	25
Pallets/Container (40'HC)	28
Quantity/Container (40'HC)	700